

NOTA:
 Materiale folosite:
Beton fundatii:
 C40/50 XC4;XD1;XF3;XA1 D16 S3 CEM III A 42.5 N-LH
 (tasarea 100-150mm) (element masiv) (turnare cu pompa)
 Dozaj minim de ciment: 300 kg/m³
 Raport maxim A/C: 0.5
Beton pentru inel (guler):
 C50/60 XC4;XD3;XF1 D16 S3 CEM III A 42.5 N-LH
 (tasarea 100-150mm) (turnare cu pompa)
 Dozaj minim de ciment: 320 kg/m³
 Raport maxim A/C: 0.45
Beton egalizare: C12/15 D16 (22.4) S3 (min. 10cm)
Mortar cu contractii impiedicate: 80 MPa;
 Acoperire cu beton: 5cm
 Otel: BST500C

NOTE:
 Materials used:
Concrete Foundation:
 C40/50 XC4;XD1;XF3;XA1 D16 (22.4) S3 CEM III A 42.5 N-LH
 (concrete slump 100-150mm) (massive element) (pump casting)
 Minimum cement dosage: 300 kg/m³
 Maximum W/C ratio: 0.5
Collar concrete:
 C50/60 XC2;XD3;XF1 D16 S3 CEM III A 42.5 N-LH
 (concrete slump 100-150mm) (pump casting)
 Minimum cement dosage: 320 kg/m³
 Maximum W/C ratio: 0.45
Leveling concrete: C12/15 D16 (22.4) S3 (min. 10cm)
Grout: 80 MPa;
 Concrete cover: 5cm
 Steel: BST500c

NOTA:
 Toate cotele de nivel se raporteaza la cota ±0.00

NOTE:
 All heights levels will be related to level ±0.00

± 0.00= 299.07m (RMN)

JUDETUL VASLUI
 CONSILIUL JUDETEAN
 VASLUI
 VIZAT SPRE NE-CHIMBARE
 Anexă la autorizația de construire
 nr. 69 din 12.10.2024



REV.	DATE	DESCR	PREPARED	CHECKED	APPROVED
1	05.12.2022	Issued for V	STRABAG (PDEC) Razvan Husanu	STRABAG (PDEC) Marius Agrigoroaei	STRABAG (PDEC) Radu Hepu
0	16.06.2022		STRABAG (PDEC) Razvan Husanu	STRABAG (PDEC) Marius Agrigoroaei	STRABAG (PDEC) Radu Hepu

NOTE
 -As in P100-1-2013 the site is characterized by the followings:
 •design ground acceleration (IMR=225 ani) $a_g=0.30 \cdot g$,
 • $T_c=0.70s$
 •class of importance III
 -Category of importance regarding construction works under Law No.10 quality in constructions 01/24/1995 and according H.G.R. 766/97 is "B".
 -The project is complied with all standards, norms, rules and instructions for calculation of civil, industrial and agricultural constructions.
 -This plan is to be read together with the architectural and MEP plans and to position the horizontal and vertical holes.

NOTE - FORMWORK & REBAR
 -Measurements of structural elements are not to be extracted from the plan through direct measurement ruler.
 -All dimensions of related structural elements are in accordance with the architectural plans and must be checked on site.
 -In the event of inconsistency the contractor must contact the project manager or the plans author, otherwise the contractor is liable.
 -The execution of these elements is done according to the architecture details.
 -The openings must be checked for compliance with the installation drawings. Further openings larger than 25/25cm must be reported to the structure designer.
 -Before rebar bending, the reinforcements will check the quotas and number of bars for each brand.
 -Rebar bending dimensions are calculated on the outside reinforcement.
 -Reinforcement spacing is calculated from their axis.
 -The production of concrete and the execution of concrete works will be done according to the norms NE 012-1: 2007 and NE 012-2: 2007.

STRABAG

enel
Green Power
Engineering & Construction

GRE VALIDATION

VALIDATED BY: Ghita Ciprian
 VERIFIED BY: Jose Luis Soto
 COLLABORATORS: Guido di Marzo

PROJECT: WIND FARM PROWIND - ROMANIA

FILE NAME: GRE.EEC.D.PR.RO.W.12345.00.001.00

CLASSIFICATION: WIND FARM	FORMAT: A1	SCALE: VAR	PLOT SCALE: 1:1	SHEET: 1 of 8
---------------------------	------------	------------	-----------------	---------------

UTILIZATION SCOPE: FORMWORK

TITLE: WIND FARM FORMWORK PLAN - Foundation Type A (GE 4.0 137) Foundation B32

GRE CODE

GROUP	FUNCTION	TYPE	ISSUER	COUNTRY	TEC.	PLANT	SYSTEM	PROGRESSIVE	REVISION
GRE	EEC	D	99	ROW	1	3774	4403	6101	

This document is property of Enel Green Power SpA. It is strictly forbidden to reproduce this document, in whole or in part, and to provide to others any related information without the previous written consent by Enel Green Power SpA.

16

17

18

19

20

21

22

23

A

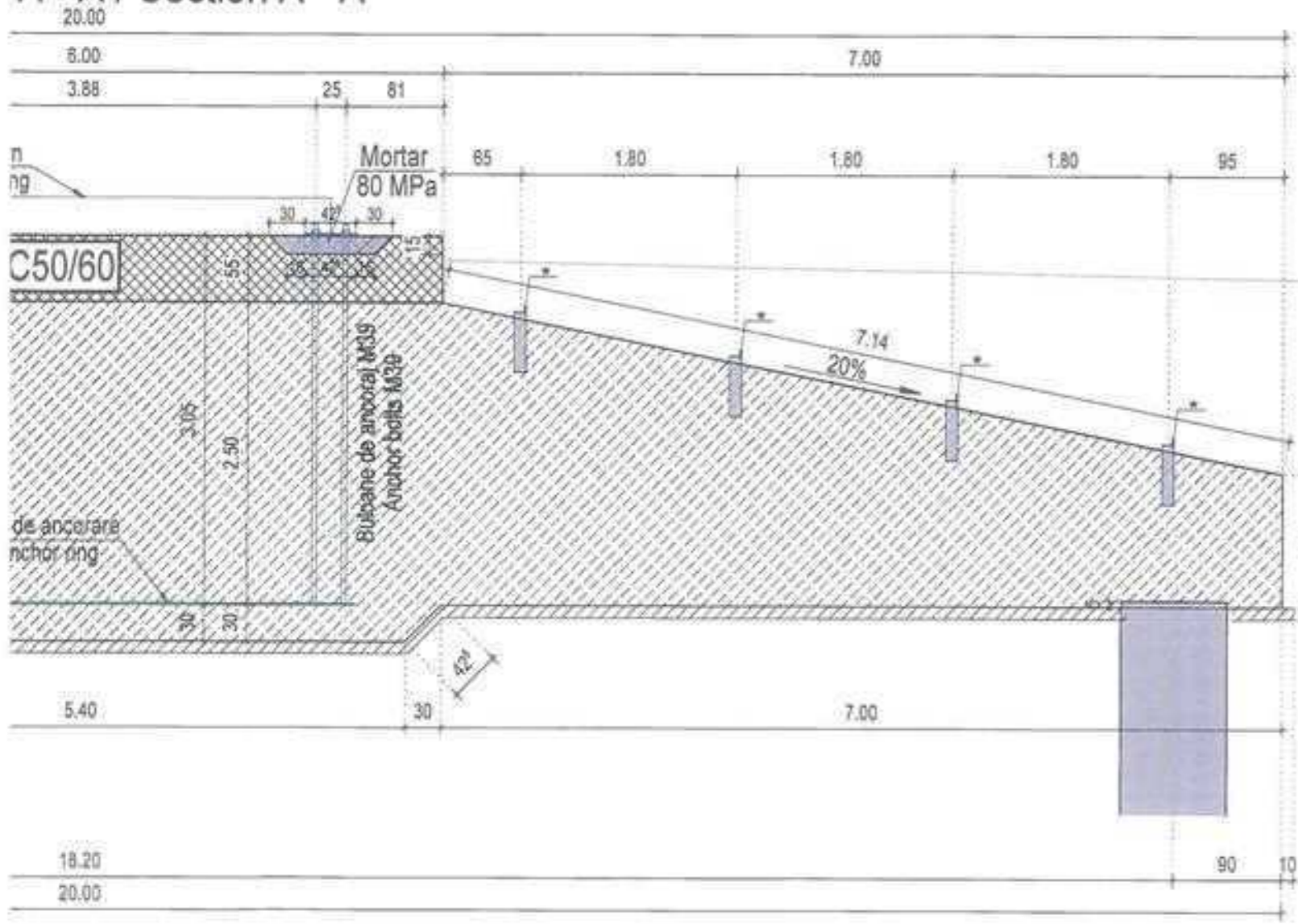
B

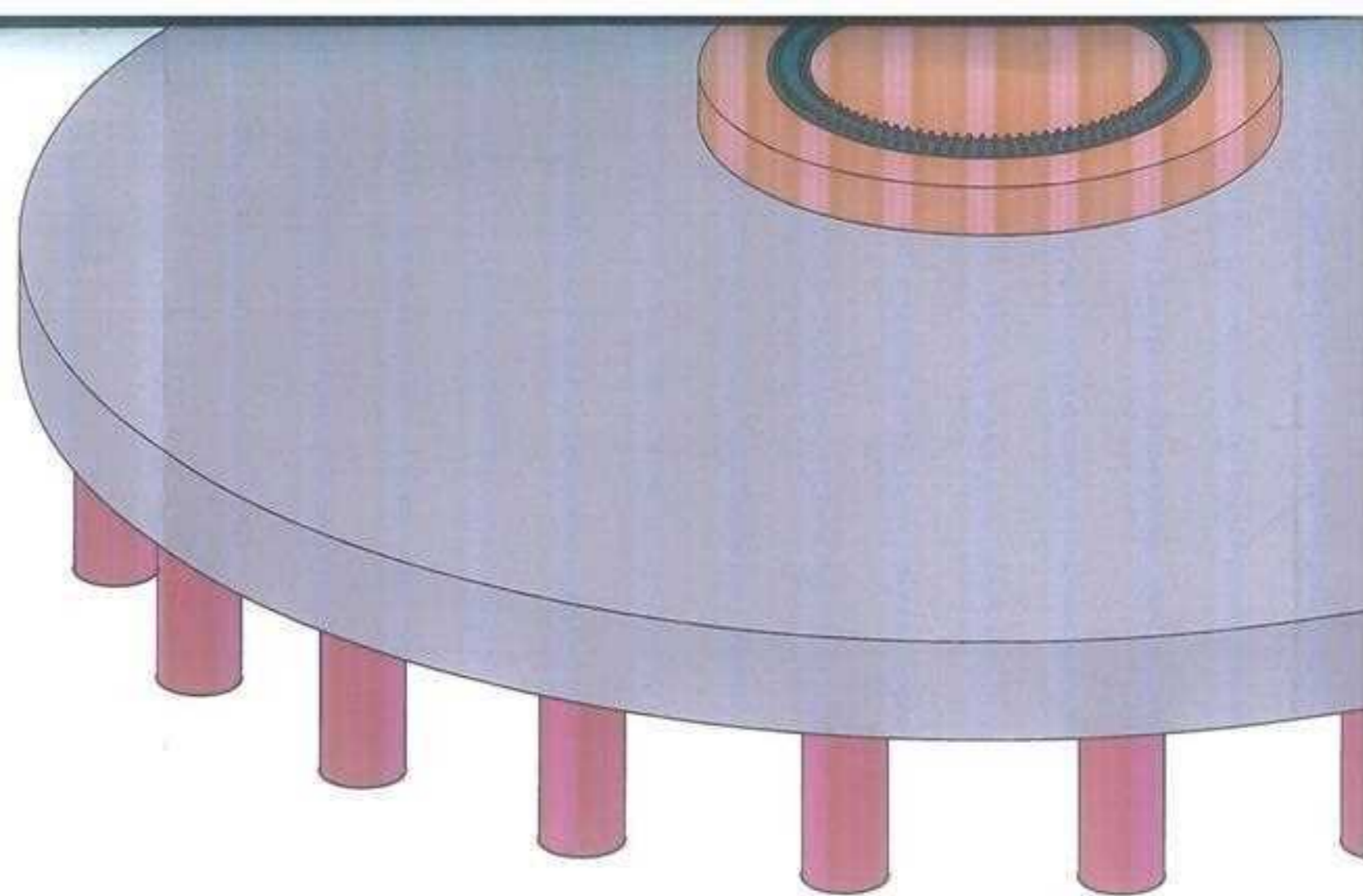
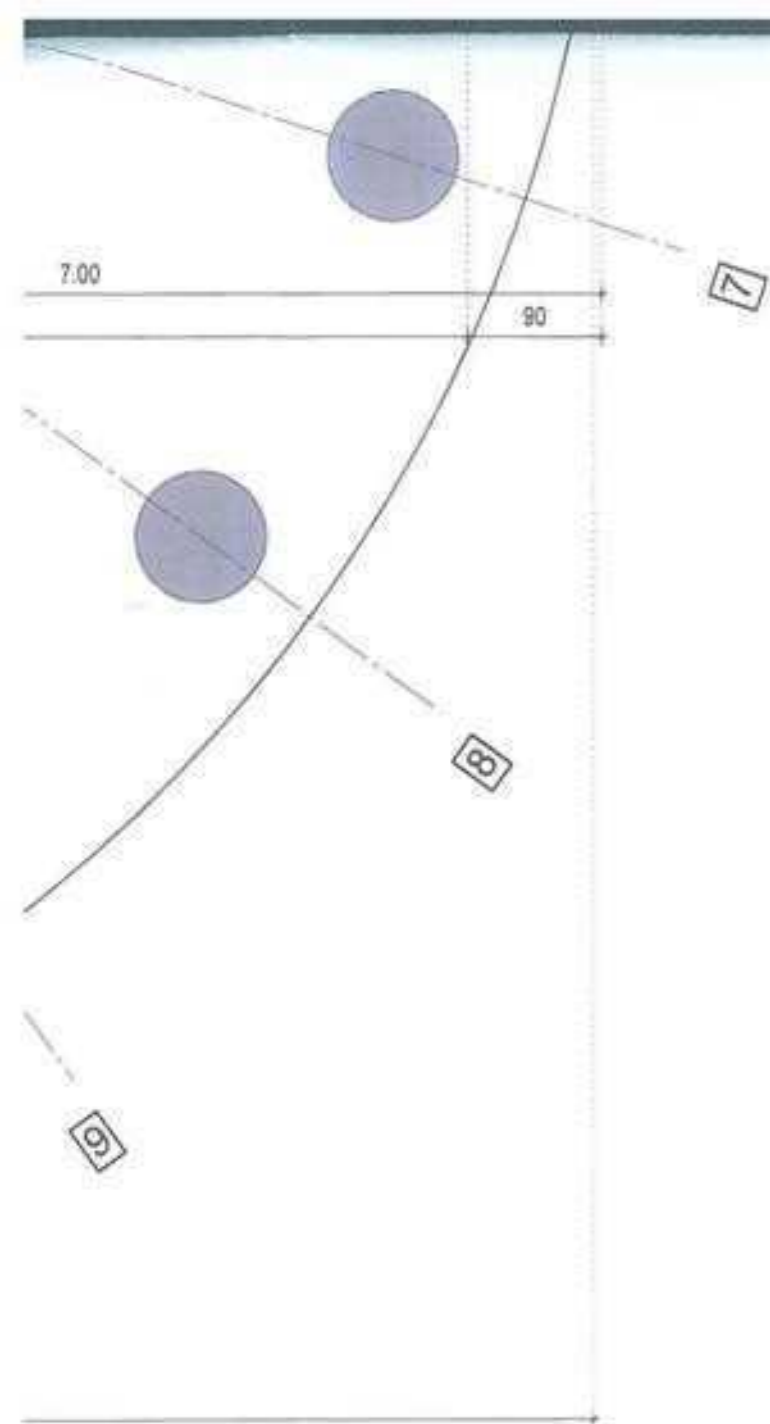
C

D

E

A - A / Section A - A





NOTA

- Conform normativului P100-1-2013 amplasamentul este caracterizat de urmasorii parametrii:
 - valoarea de varf a acceleratiei terenului (IMR=225 ani) $a_g=0.30 \cdot g$,
 - perioada de colt $T_c=0.70s$
 - clasa de importanta III
- Categoría de importanta a lucrarilor de executie in baza Legii Nr.10 privind calitatea in constructii din 24.01.1995 si conform H.G.R. 766/97, este "B".
- Proiectul respecta toate standardele, normativele, normele si instructiunile de calcul a constructiilor civile, industriale si agricole.
- Acest plan se va citi impreuna cu planurile de arhitectura si instalatii pentru pozitionarea golurilor in plan orizontal si vertical.

NOTE

- As in P100-1-2013 the site is characterised by the following parameters:
 - design ground acceleration (IMR=225
 - $T_c=0.70s$
 - class of importance III
- Category of importance regarding construction and according H.G.R. 766/97 is "B".
- The project is complied with all standards and norms.
- This plan is to be read together with the architectural and installation plans for the horizontal and vertical positioning of the openings.

NOTA - COFRAJ & ARMATURA

- Dimensiunile elementelor structurale nu se extrag din plan prin masurare directa cu rigla.
- Toate dimensiunile aferente elementelor structurale sunt in conformitate cu planurile de arhitectura si trebuie verificate in santier.
- In caz de neconcordanza trebuie contactat imediat seful de proiect sau autorului planurilor. In caz de neraportare, raspunde antreprenorul general.
- Golurile trebuie verificate pentru conformitate cu planurile de instalatii. Golurile suplimentare trebuie raportate proiectantului de rezistenta.
- Inainte de fasonarea armaturilor se vor verifica cotele si numarul barelor pentru fiecare marca.
- Cotele de fasonare a armaturii sunt calculate la exteriorul acestora.
- Distantele dintre armaturi sunt calculate fata de axele acestora.
- Producerea betonului si executarea lucrarilor din beton se vor face conform normativelor NE 012-1:2007 si NE 012-2:2007.

NOTE - FORMWORK & REBAR

- Measurements of structural elements must be checked on site.
- All dimensions of related structural elements must be verified in the field.
- In the event of inconsistency the contractor must be contacted immediately or the author of the plans. In the event of non-reporting, the general contractor is responsible.
- The openings must be checked for conformity with the installation plans. Additional openings must be reported to the structural designer.
- Before rebar bending, the reinforcement dimensions and the number of bars for each brand must be checked.
- Rebar bending dimensions are calculated on the exterior of the elements.
- Reinforcement spacing is calculated from the axes of the elements.
- The production of concrete and the execution of concrete works must be done in accordance with the standards NE 012-1:2007 and NE 012-2:2007.

9

10

11

12

13

14

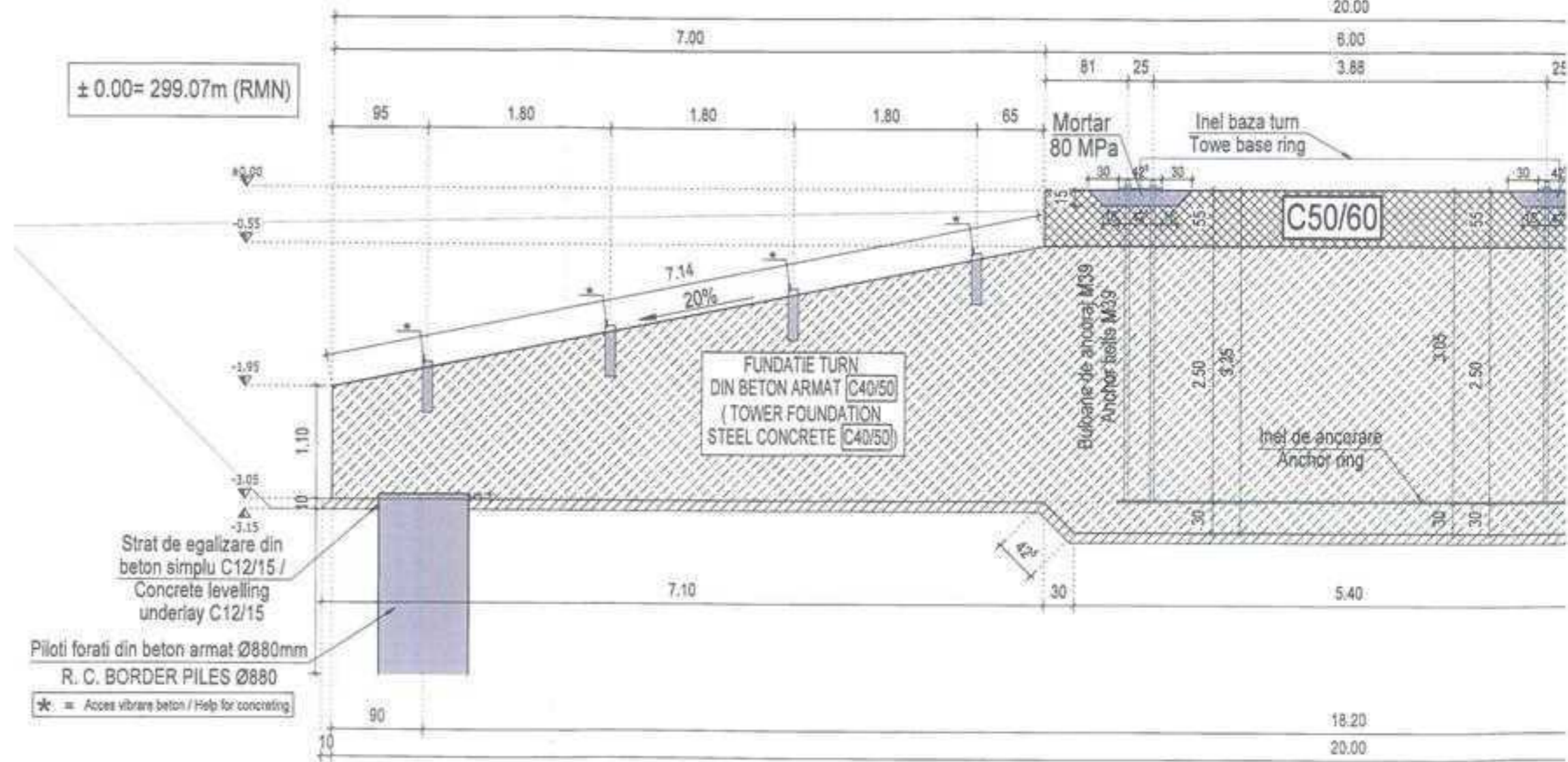
15

16

Sectiune A - A / Section A -

20.00

± 0.00 = 299.07m (RMN)



Strat de egalizare din beton simplu C12/15 / Concrete levelling underlay C12/15

Piloti forati din beton armat Ø880mm R.C. BORDER PILES Ø880

★ = Acces vibrare beton / Help for concreting

FUNDATIE TURN DIN BETON ARMAT (C40/50) (TOWER FOUNDATION STEEL CONCRETE (C40/50))

Bulbare de ancorat M39 Anchor bolts M39

Inel de ancorare Anchor ring

Inel baza turn Tower base ring

Mortar 80 MPa

C50/60

18.20

20.00

3


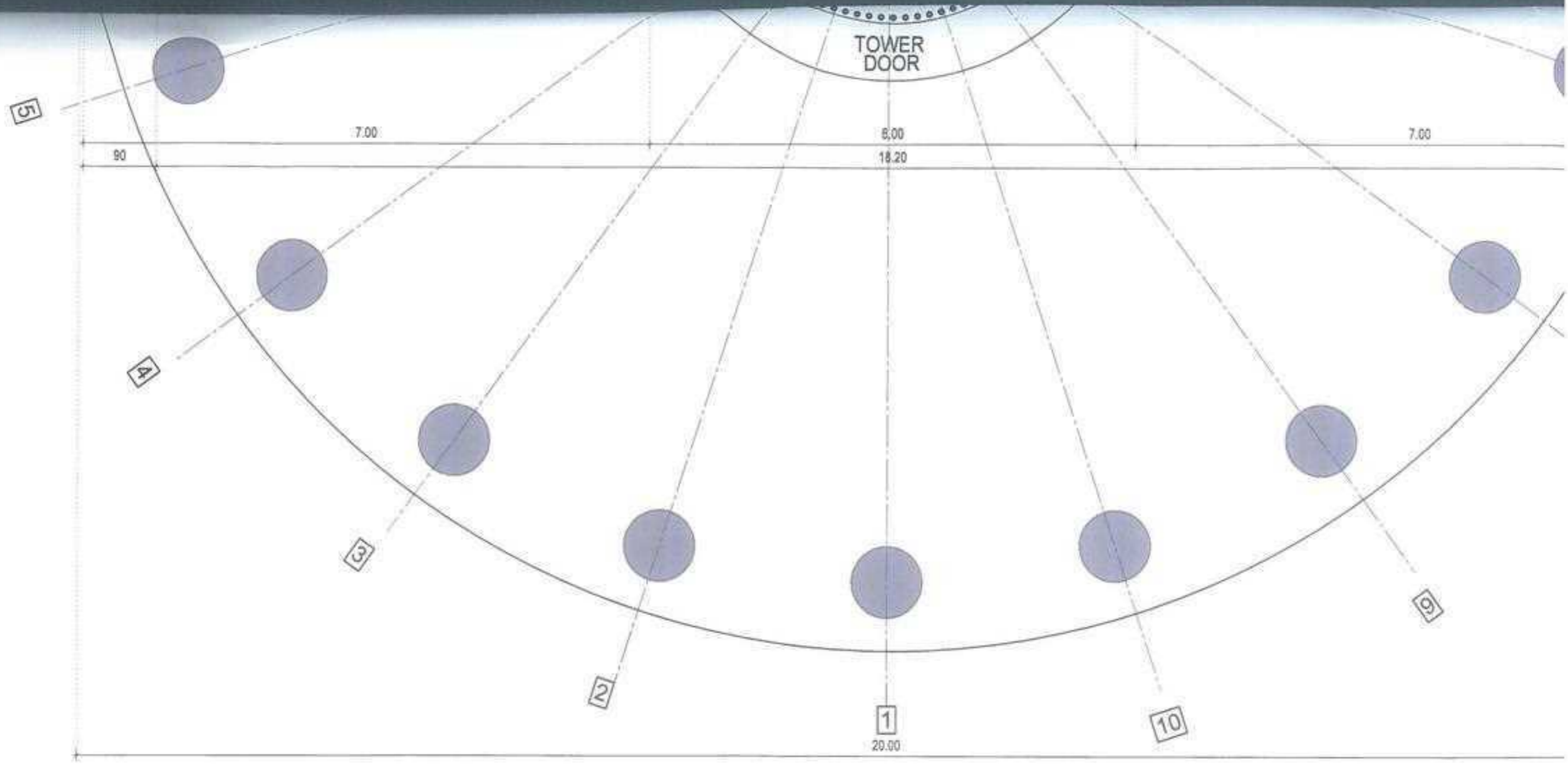
4

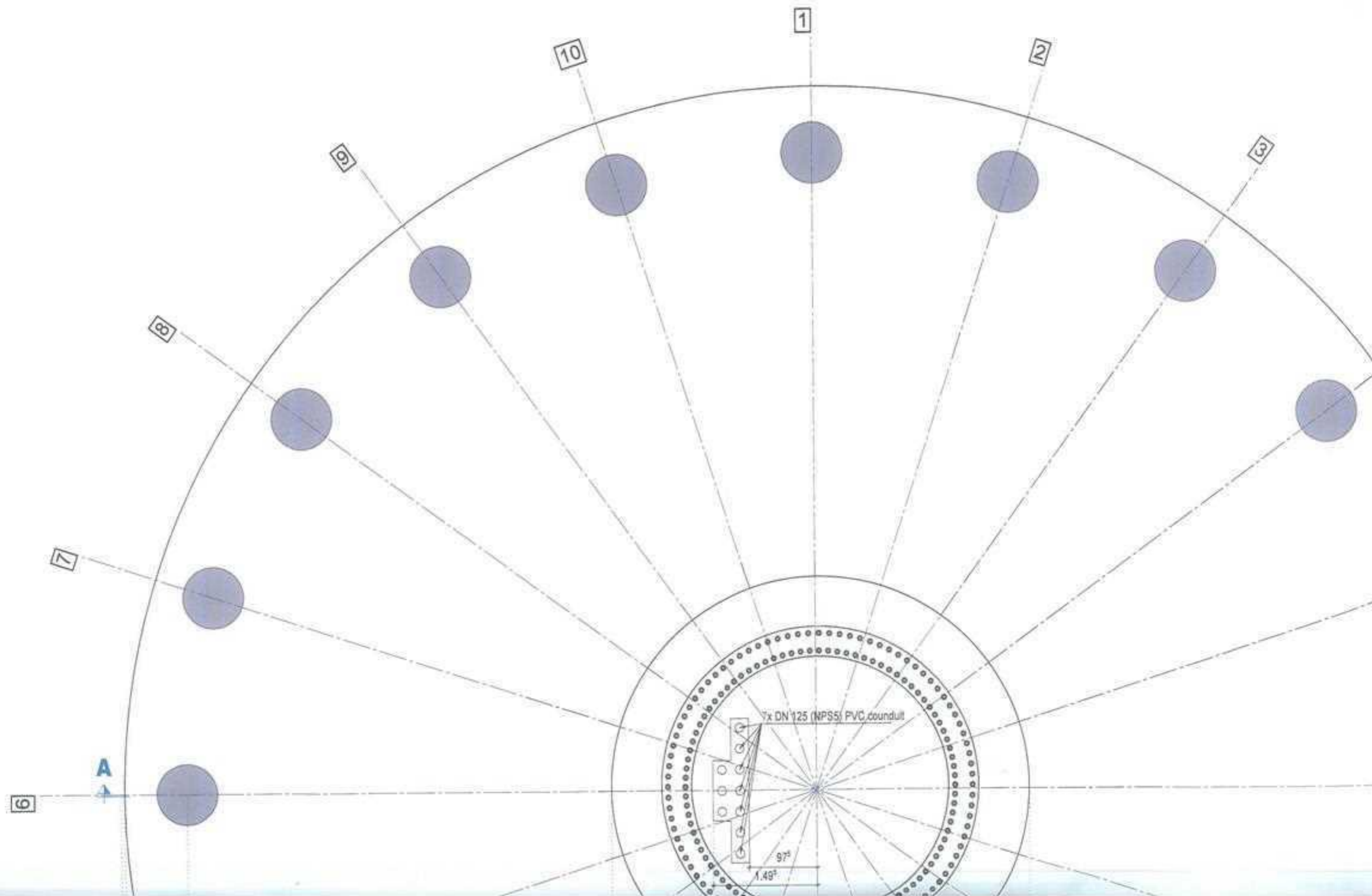
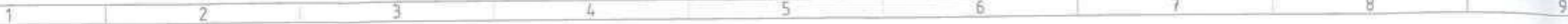
5

6

A

A





AVIZ MEDIU	AVIZ CULTURA
DA	NU